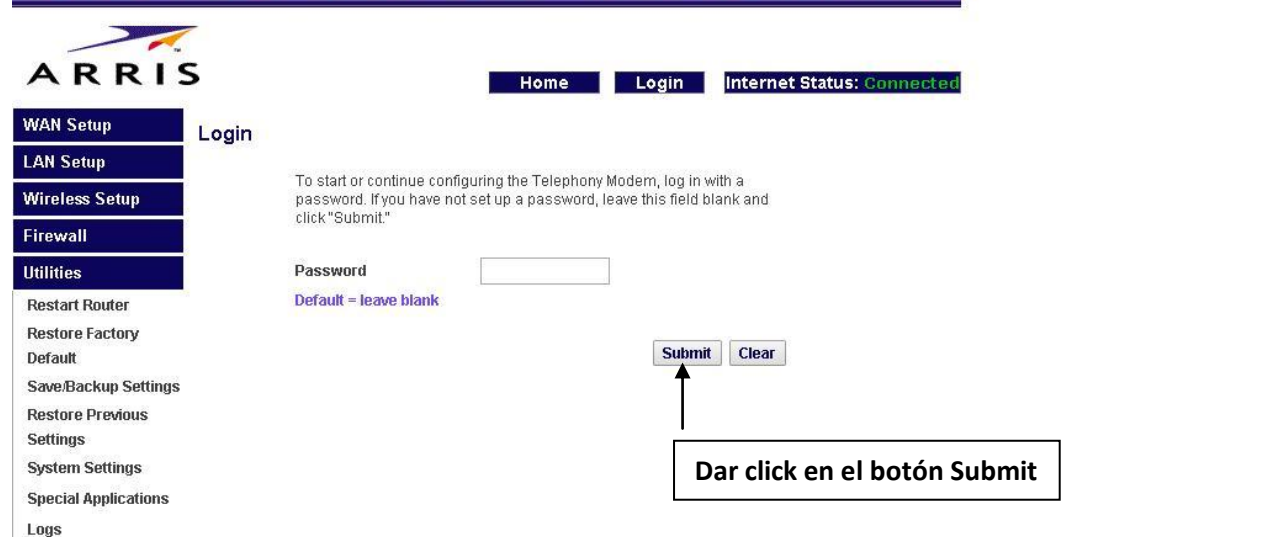
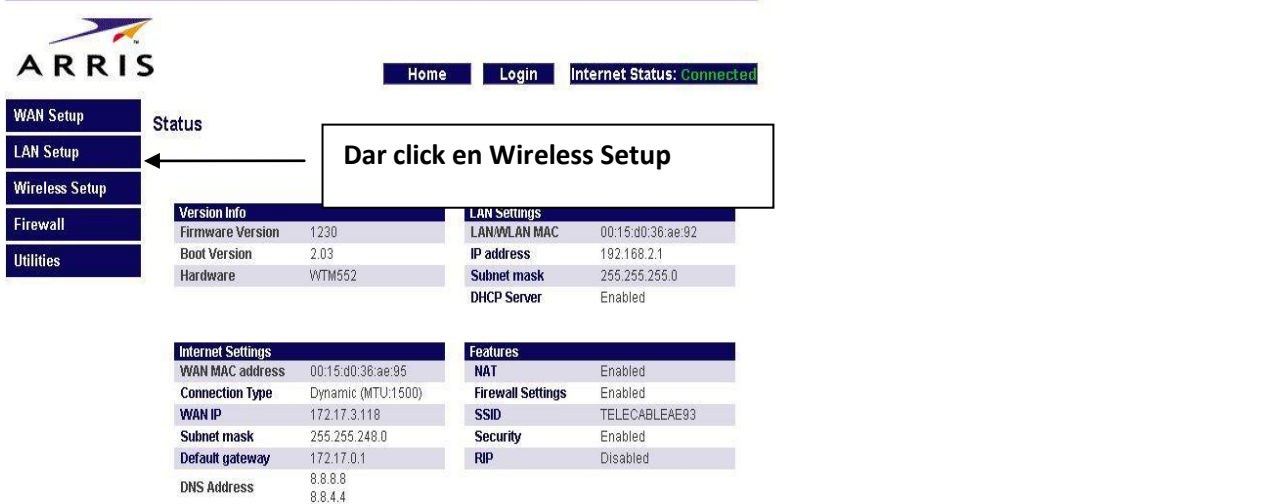
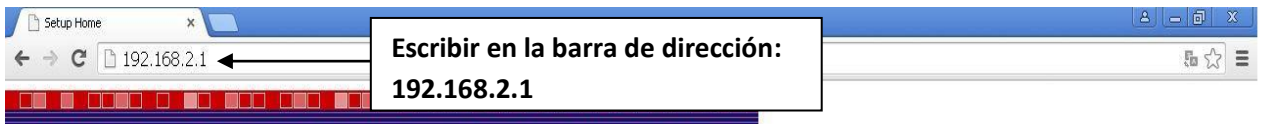


ABRIR UN NAVEGADOR DE INTERNET (GOOGLE CHROME, INTERNET EXPLORER, FIREFOX)



Channel and SSID

Change the basic wireless network settings, such as Channel and SSID, on this page. ?

Wireless Channel: 11

SSID: TELECABLEAE93

Wireless Mode: g and b

Broadcast SSID: ?

Protected Mode: on ?

QoS Configuration

802.11e QoS: off ?

Save Cancel

Borrar el contenido y escribir la palabra TELECABLE

Channel and SSID

Change the basic wireless network settings, such as Channel and SSID, on this page. ?

Wireless Channel: 11

SSID: TELECABLEAE93

Wireless Mode: g and b

Broadcast SSID: ?

Protected Mode: on ?

QoS Configuration

802.11e QoS: off ?

Save Cancel

Mensaje de la página 192.168.2.1:

Applying changes. Please allow up to 30 seconds for the Telephony Modem's router to restart.

Aceptar

Dar click en Aceptar y esperar los 30 segundos que tarda en restablecerse el modem

RETORNAR AL MENU WIRELESS SETUP Y DAR CLICK EN EL APARTADO SECURITY

